

est 1979

Jeremy
Leaf & Co.



Bute Mews, Hampstead Garden Suburb

£3,900 Per Month

- Unfurnished 3 Bedroom Mews House
- Gas Central Heating
- Beautiful Gardens To Rear of Property
- Bosch Integrated Appliances
- Built 5 Years Ago
- Underfloor Heating
- Close to Amenities
- Utility Room

98 High Road, London, N2 9EB
020 8444 5222





eastfinchley@jeremyleaf.co.uk
<https://www.jeremyleaf.co.uk/>

Bute Mews, Hampstead Garden Suburb, NW11 6EQ

We offer a 5 year old 3 bedroom Unfurnished mews house in Hampstead Garden Suburb overlooking Fletchers Gardens - pet friendly. Features include: • Luxury fitted kitchen • Integrated Bosch appliances, Underfloor/Gas Central Heating • Utility room with fitted units and separate sink • Video entry system • Engineered wood flooring • Carpets to bedrooms • Alarm system • Allocated parking

These unique houses are arranged over three floors including a superb open plan kitchen/ living area with direct garden access and views over the park, separate utility room, off street parking. The houses are conveniently situated off Northway within close proximity to the shopping facilities at Market Place and approximately 0.9 mile to East Finchley underground station. 3 bedroom/ 2 bathroom/1 guest w.c, a private south facing terrace and garden adjoining the park.

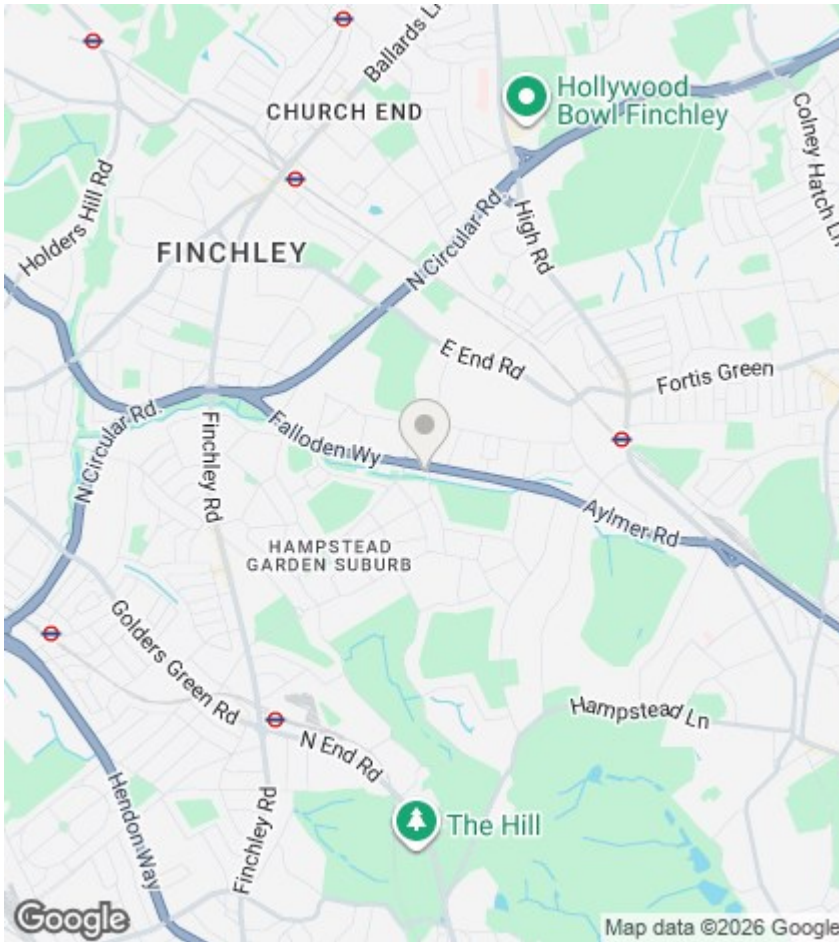
Available now. Located within Archer Academy catchment (tenant to make own enquiries) EPC B. Council tax G. Available 21st July.

 3  2  1  B

Council Tax Band: G







Directions

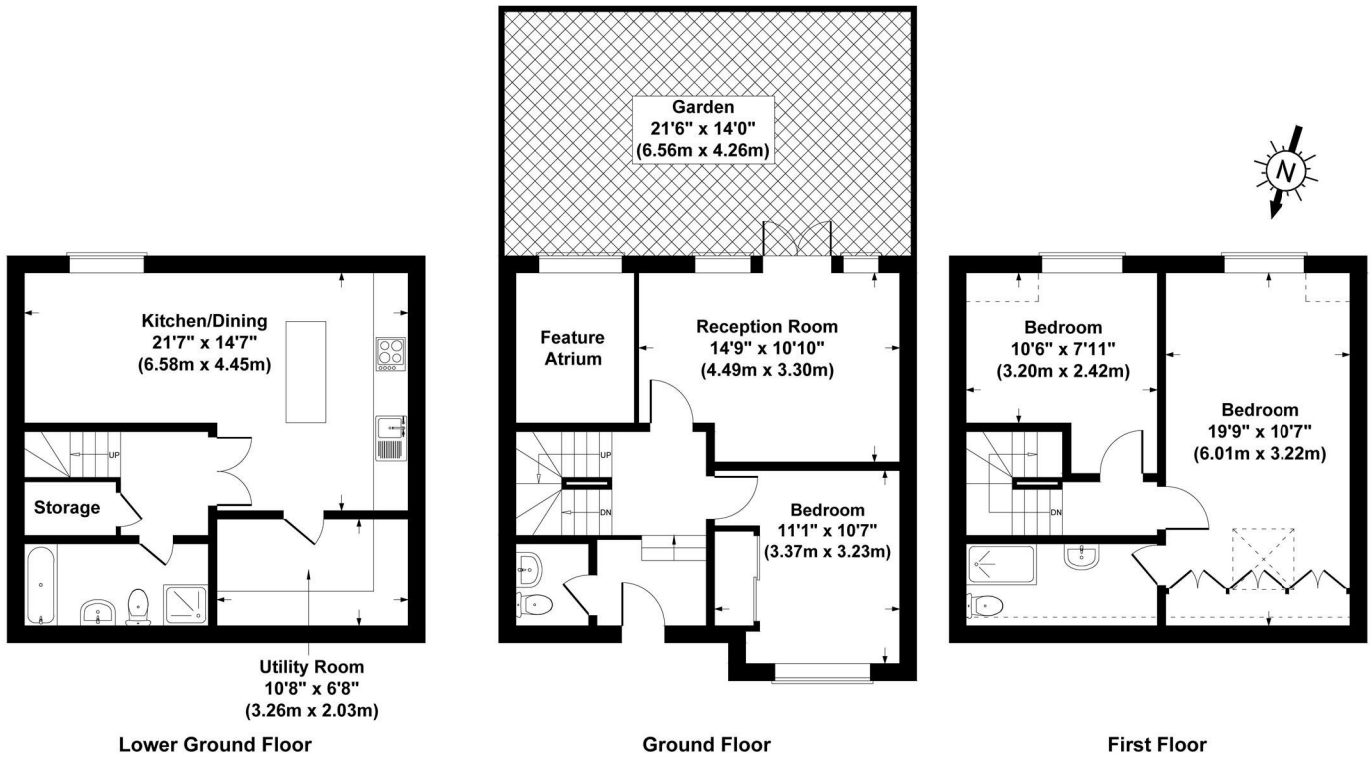
Viewings

Viewings by arrangement only. Call 020 8444 5222 to make an appointment.

EPC Rating:

B

Energy Efficiency Rating		Current	Potential
Very energy efficient - lower running costs			
(92 plus) A			95
(81-91) B		86	
(69-80) C			
(55-68) D			
(39-54) E			
(21-38) F			
(1-20) G			
Not energy efficient - higher running costs			
England & Wales		EU Directive 2002/91/EC	



Bute Mews, Hampstead Garden Suburb, NW11

Gross Internal Area 1330 sq ft /124 sq metres

Total area not including areas under 1.5 meters

Not to Scale. Produced by The Plan Portal 2020

For Illustrative Purposes Only.